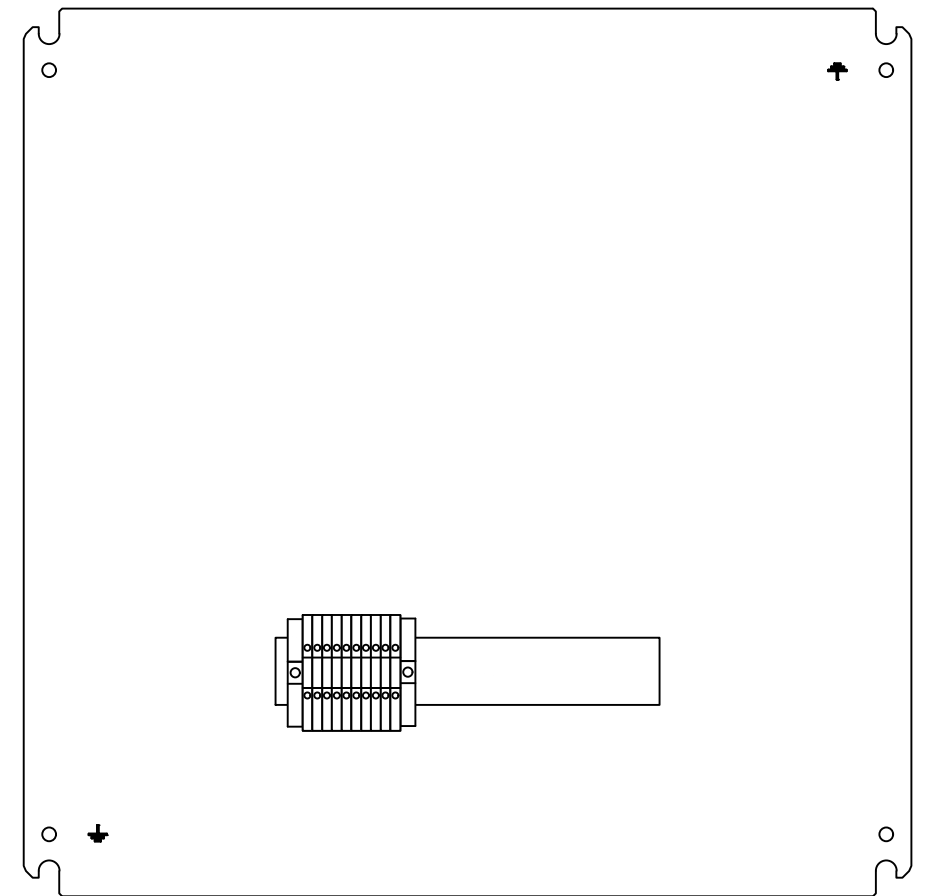
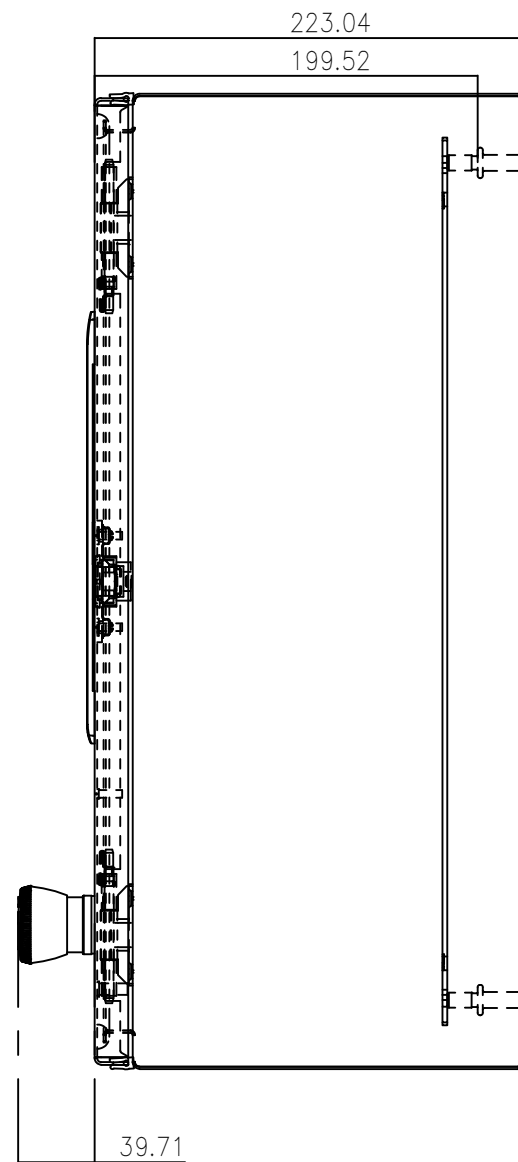
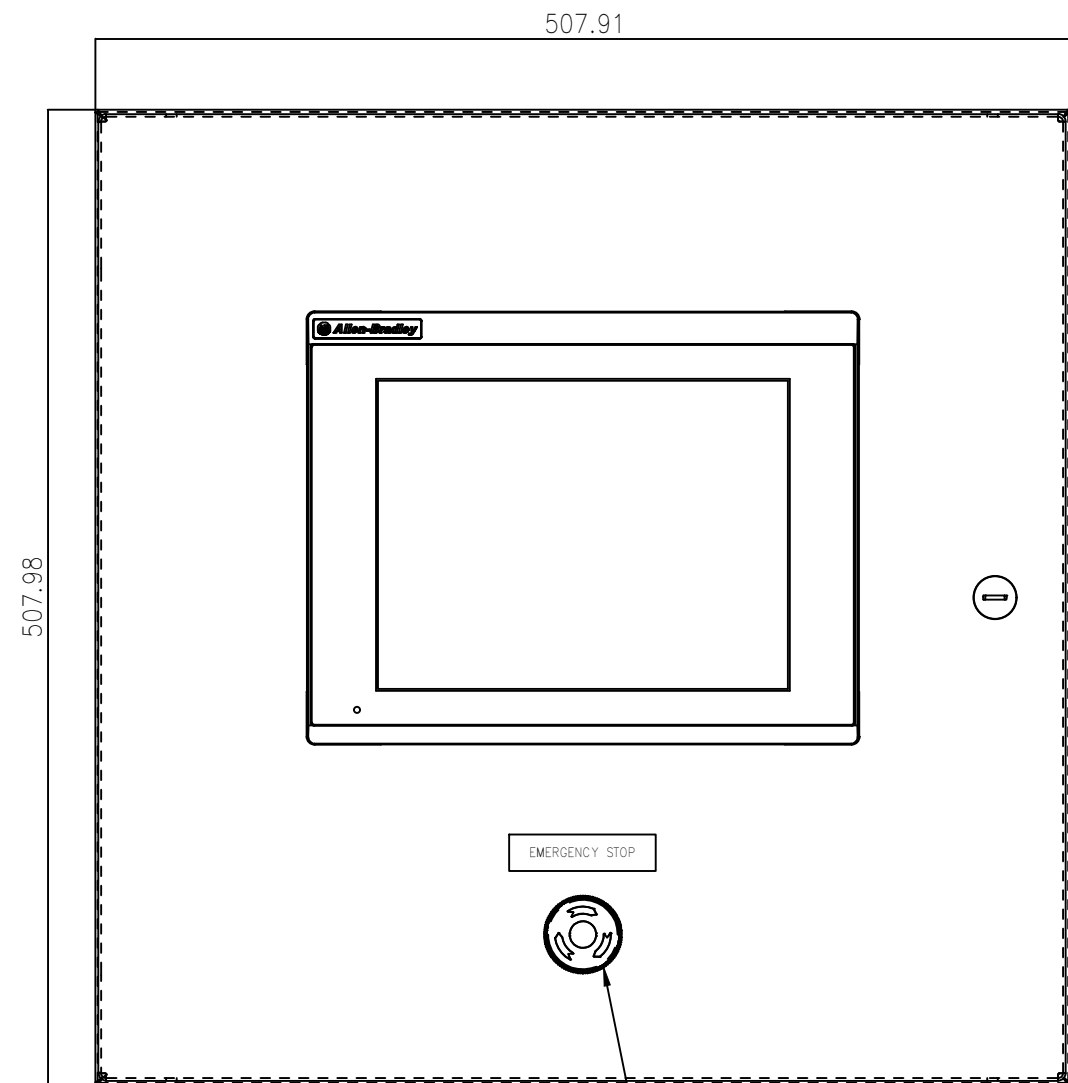


C:\Users\valentin\OneDrive - Allied Circuits\Documents\Projects\ALLIED_CIRCUITS\01_WEB_FORM_DRAWINGS\07 Drawings\Allied_Circuits\HWI-AB000100N\HWI.dwg SAVE DATE: 28.06.2023



HMI-AB000100N_WM_

E-STOP OPTION ONLY
(PART NUMBER ENDING IN ES)

- CHOOSE 'SS' OPTION FOR STAINLESS STEEL
- NEMA OPTIONS: 1, 3, 3R, 3RX, 4X, 12, 13
- SEE PART NUMBER GUIDE FOR DETAILS
- COMES WITH SINGLE DIN RAIL, 10 SINGLE-TIER TERMINALS, AND 2 END ANCHORS.
- APPEND 'ES' OPTION FOR EMERGENCY STOP PUSHBUTTON (SHOWN)

IDENTIFICATION OF CONDUCTORS		
PROTECTIVE CONDUCTORS	COLOR	MIN AWG SIZE
PROTECTIVE CONDUCTORS	GRN/YEL	14 AWG
3 PHASE AC POWER CIRCUITS	BLACK	AS NOTED
SINGLE PHASE AC CIRCUITS	RED	14 AWG
AC NEUTRAL CONDUCTORS	WHITE	14 AWG
EXTERNAL SOURCE (AC or DC)	ORANGE	AS NOTED
DC CONTROL CIRCUITS	BLUE	AS NOTED
DC COMMON CONDUCTORS	WHITE/BLUE	AS NOTED

PROPRIETARY NOTICE
THE INFORMATION IN THIS DOCUMENT IS PROPRIETARY AND CONFIDENTIAL TO ALLIED CIRCUITS, LLC, AND SHALL NOT BE USED OR REPRODUCED FOR ANY REASON WITHOUT PRIOR WRITTEN CONSENT.

REV	DATE	DESCRIPTION OF REVISION	BY	CHKD
0	06/26/23		DPS	

DRAWN DPS		HMI-AB000100N_WM_ WALL-MOUNT PV800 10"		
CHECKED	JOB NO.	SIZE	SCALE	SHEET 1 TO 1
CUSTOMER	REV 0			



22 JAMES E. CASEY DR. BUFFALO, NY, 14206